

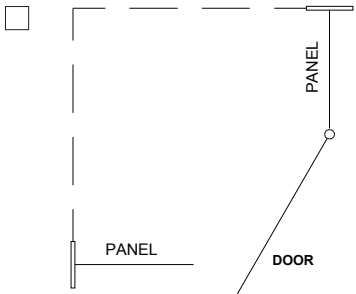
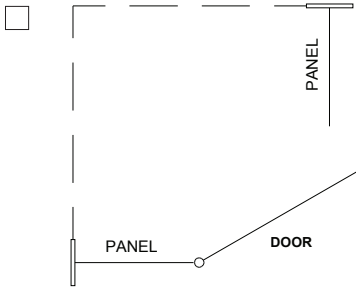
Company Name/Address

Job Name

No. of Units Required

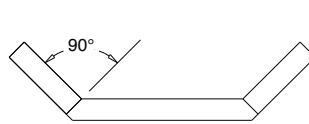
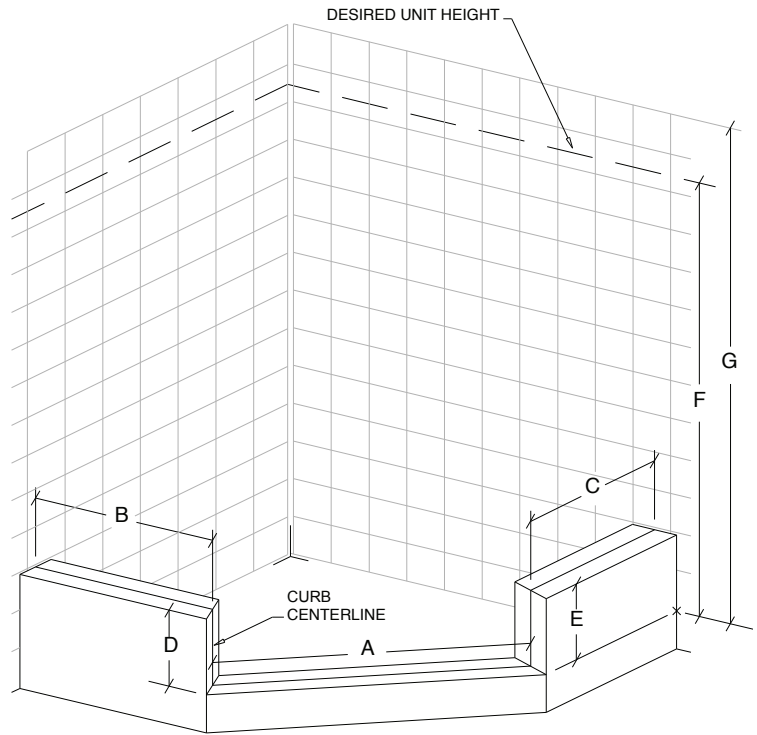
Configurations

(Choose and mark one below)

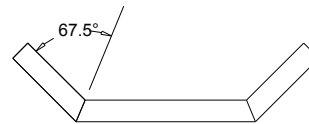


Neo Angle

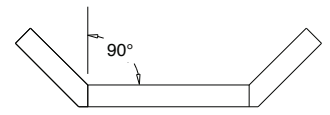
(Wing panels on buttress)



Condition 1



Condition 2



Condition 3

Corner Post

- 135°
- Variable Angle

Unit Model Type

- GRIDSCAPE™
- PARAGON® Framed
- PARAGON® Frameless (Door Pull)
- PARAGON® Frameless (C-Pull)
- LEGEND

Metal Finish Color

- Silver
- Nickel
- Oil Rubbed Bronze
- Other _____

Glass Type

- Clear
- Obscure
- KD
- Other _____

Description

- A. Opening Width (at curb level) _____
- B. Buttress #1 Centerline (from wall to edge) _____
- C. Buttress #2 Centerline (from wall to edge) _____
- D. Buttress #1 Height _____
- E. Buttress #2 Height _____
- F. Unit Height (from top of curb) _____
- G. Tile Height (from top of curb) _____

Glass Thickness

- 3/16" 1/4" 3/8"

Etch Design Required

- Yes

Coastal Clarity™

- Yes

NOTE: 3/8" hinge door applications require 3/8" Frameless Shower Door order form.

Fax Number

- (904) 641-1697 (Jacksonville, FL)
- (770) 542-1005 (Atlanta, GA)
- (713) 405-1005 (Houston, TX)
- (904) 641-1697 (Rockwell, NC)