

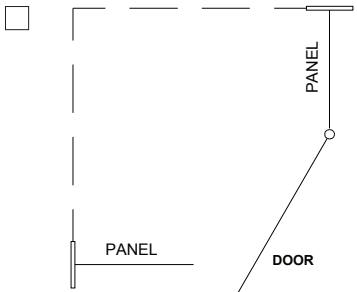
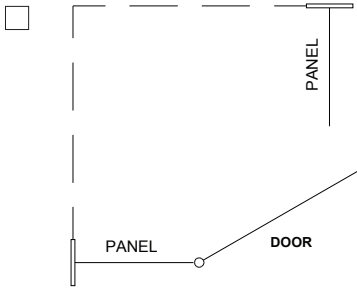
Company Name/Address

Job Name

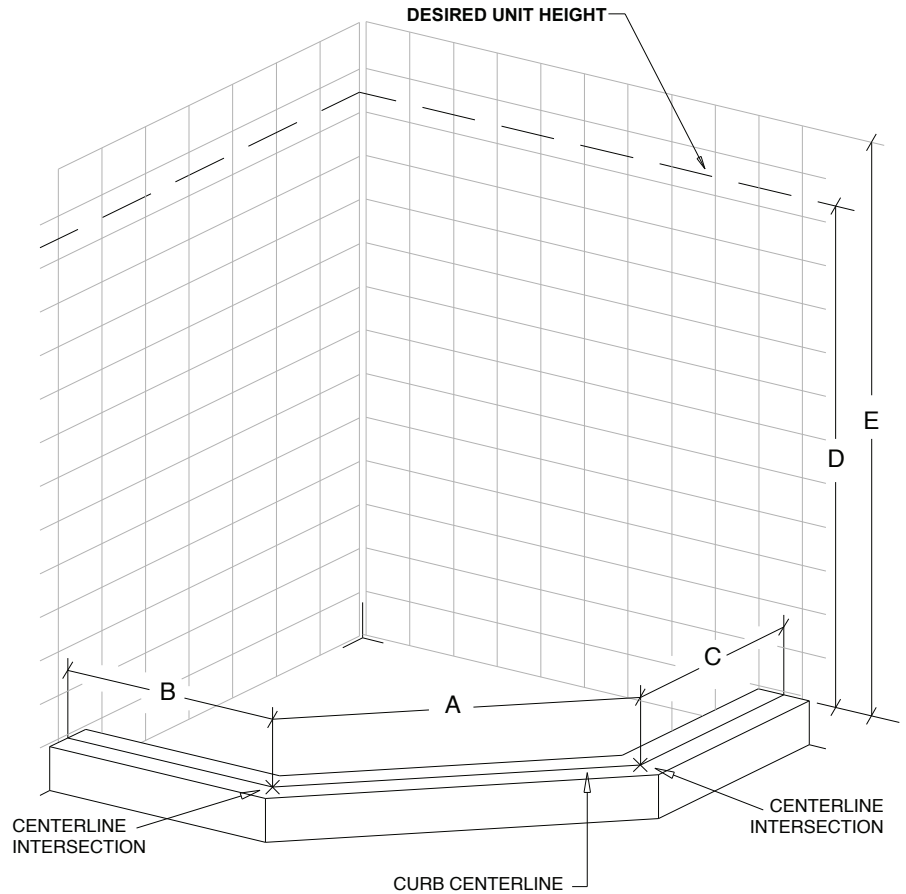
No. of Units Required

### Configurations

(Choose and mark one below)



### Neo Angle



#### Corner Post

- 135°
- Variable Angle

#### Unit Model Type

- GRIDSCAPE™
- PARAGON® Framed
- PARAGON® Frameless (Door Pull)
- PARAGON® Frameless (C-Pull)
- LEGEND

#### Metal Finish Color

- Silver
- Nickel
- Oil Rubbed Bronze
- Other \_\_\_\_\_

#### Glass Type

- Clear
- Obscure
- KD
- Other \_\_\_\_\_

#### Description

- A. Door Centerline (at intersections) \_\_\_\_\_
- B. Panel #1 Centerline \_\_\_\_\_  
(from wall to intersection)
- C. Panel #2 Centerline \_\_\_\_\_  
(from wall to intersection)
- D. Unit Height (from top of curb) \_\_\_\_\_
- E. Tile Height (from top of curb) \_\_\_\_\_

#### Glass Thickness

- 3/16"
- 1/4"
- 3/8"

#### Etch Design Required

- Yes

#### Coastal Clarity™

- Yes

NOTE: 3/8" hinge door applications require 3/8" Frameless Shower Door order form.

#### Fax Number

- (904) 641-1697 (Jacksonville, FL)
- (770) 542-1005 (Atlanta, GA)
- (713) 405-1005 (Houston, TX)
- (904) 641-1697 (Rockwell, NC)